

Bulletin Number: MT_IB_0055_Remediation Icon Following Created Packages	Distribution Date: 1/15/2025	Effective Date: Ongoing
Contact Point: Metrc Support	Subject: Remediation Icon on Production Batches	
Reason: The remediation icon on Production Batches now follows packages created from a processing job.		

Greetings,

Metrc, in conjunction with the Montana Cannabis Control Division, is informing everyone of an update to the Processing Jobs feature. When using a remediated product in a processing job, the remediation icon will follow the packages created from that job.

The original bulletin covering the processing jobs functionality can be found on the Metrc Partner page for Montana – [MT_IB_0045](#).

Please read the following pages for more details.

Creating Packages from a Processing Job Using Remediated Product

If any source packages used to create products within the Processing Job feature contain the remediation icon, the icon will follow those production batch packages. Child packages and processing jobs will now accurately carry and display the remediation status, ensuring compliance and traceability throughout all package states.

The remediation icon can be identified in the three areas shown below in – **Figures 1-3.**

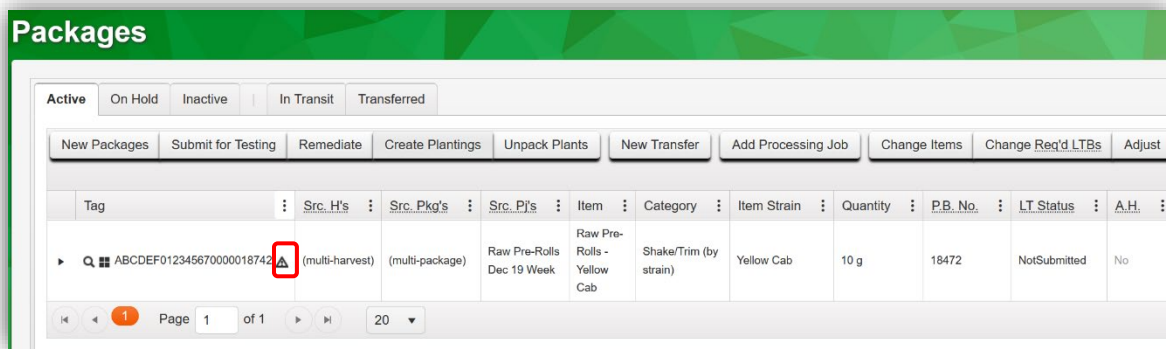


Figure 1: Remediation Icon displayed in the Packages table

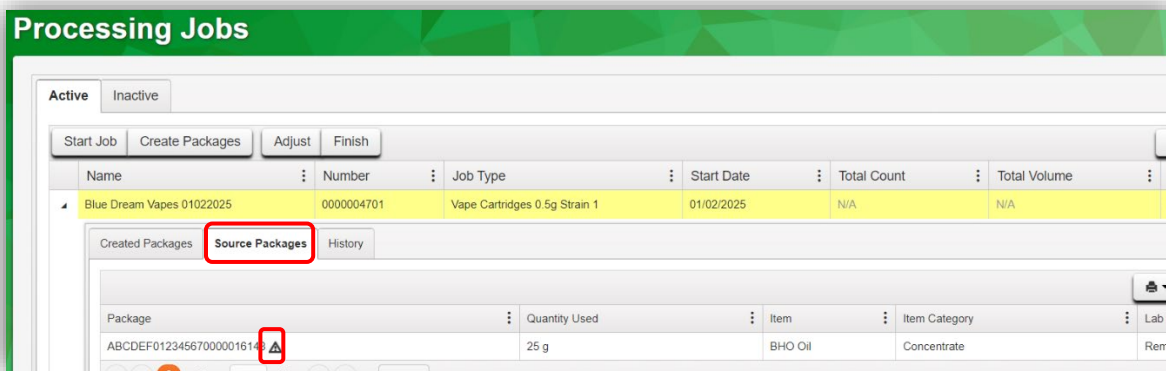


Figure 2: Remediation Icon displayed in the Processing Jobs table Sources Packages tab

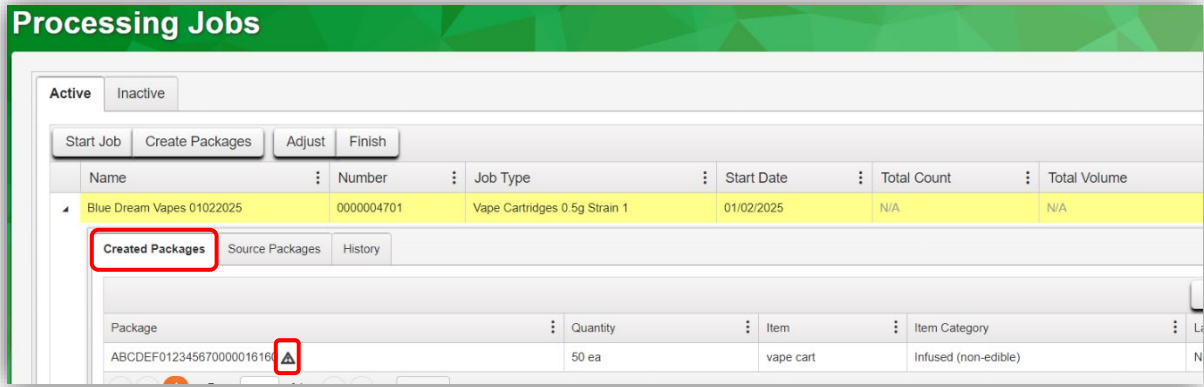


Figure 3: Remediation Icon displayed in the Processing Jobs table, Created Packages tab

Metrc Resources

If you have any questions or need additional support, the following resources are available:

Metrc Learn: Metrc Learn is designed to offer educational opportunities to enhance users' skills with the Metrc system and provides various training options based on experience level. In addition, the learning system is organized into facility-specific programs made up of various courses. To log in, visit [Metrc Learn](#) and enter your login credentials, or to access, register by visiting the [Metrc Learn Registration](#).

Metrc Expert: Metrc Expert is our in-application widget that offers help, step-by-step instructions, videos, as well as searching capability with AI features. Look for the Metrc Expert Icon located in Metrc in the bottom right corner.

Access additional resources: In the Metrc system, click on the "Support" area dropdown on the navigational toolbar and select the appropriate resource, including educational guides and more.

Thank you for your continued partnership.