

<b>Bulletin Number:</b> SD_IB_0032	<b>Distribution Date:</b> 02/11/2025	<b>Effective Date:</b> 02/11/2025
<b>Contact Point:</b> Metrc Support	<b>Subject:</b> Enhancement for Cultivations	
<b>Reason:</b> To inform and provide an update regarding system enhancements for Cultivators.		

Greetings,

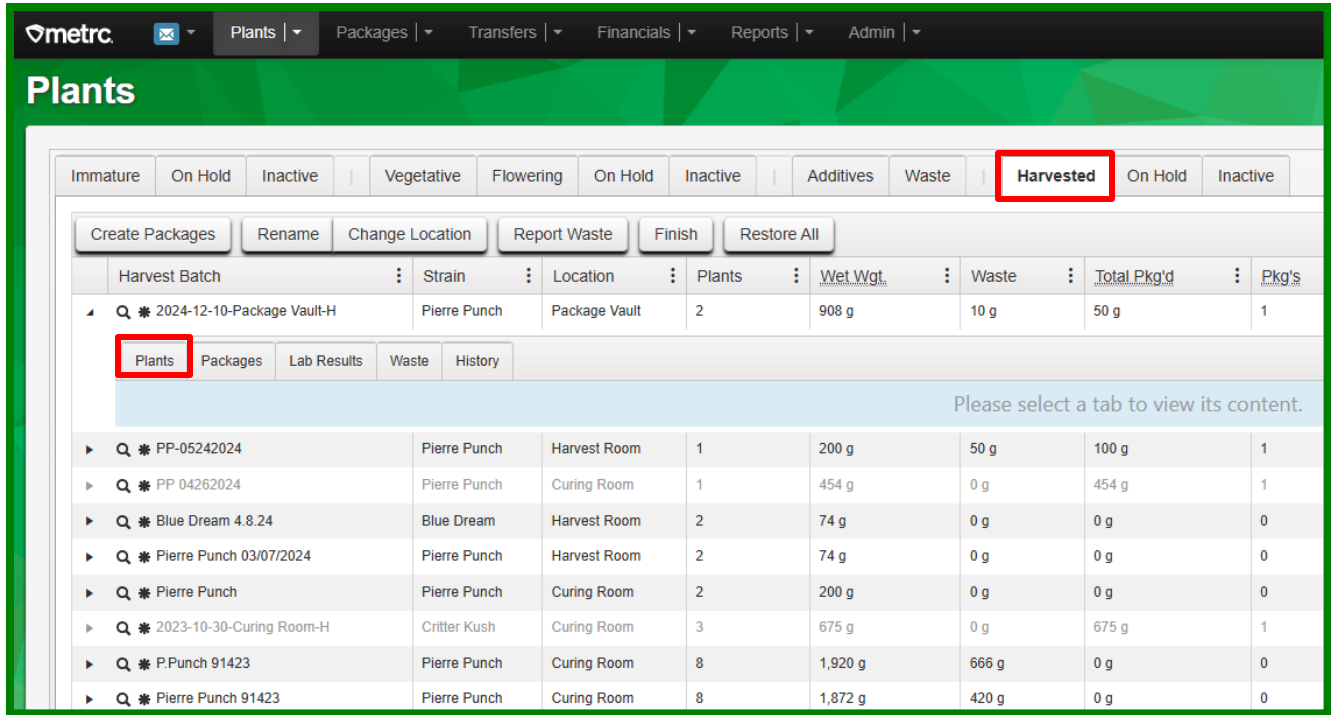
To further streamline workflow processes and reduce manual entry errors for Cultivators, the following functionality enhancements are now available in the Metrc system.

- View and restore plants within Harvest Details
- Improved Immature Plants functionality
- Auto-fill Strain field for Plantings

Please read on for more information on how these new enhancements will drive improved accuracy and efficiency.

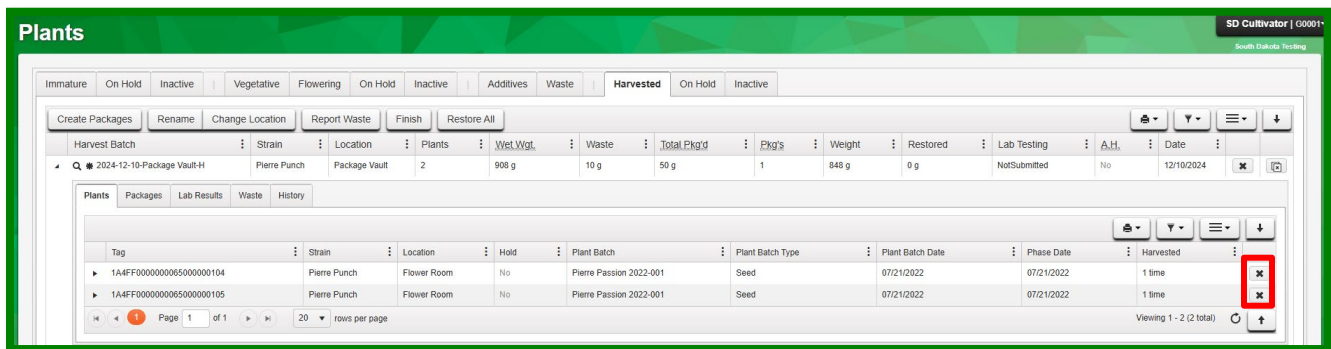
## View and Restore Plants in Harvest Details

All plants associated with a Harvest Batch are now viewable through a new "Plants" tab in the Harvested section, which mimics the other plant grids - see **Figure 1**.



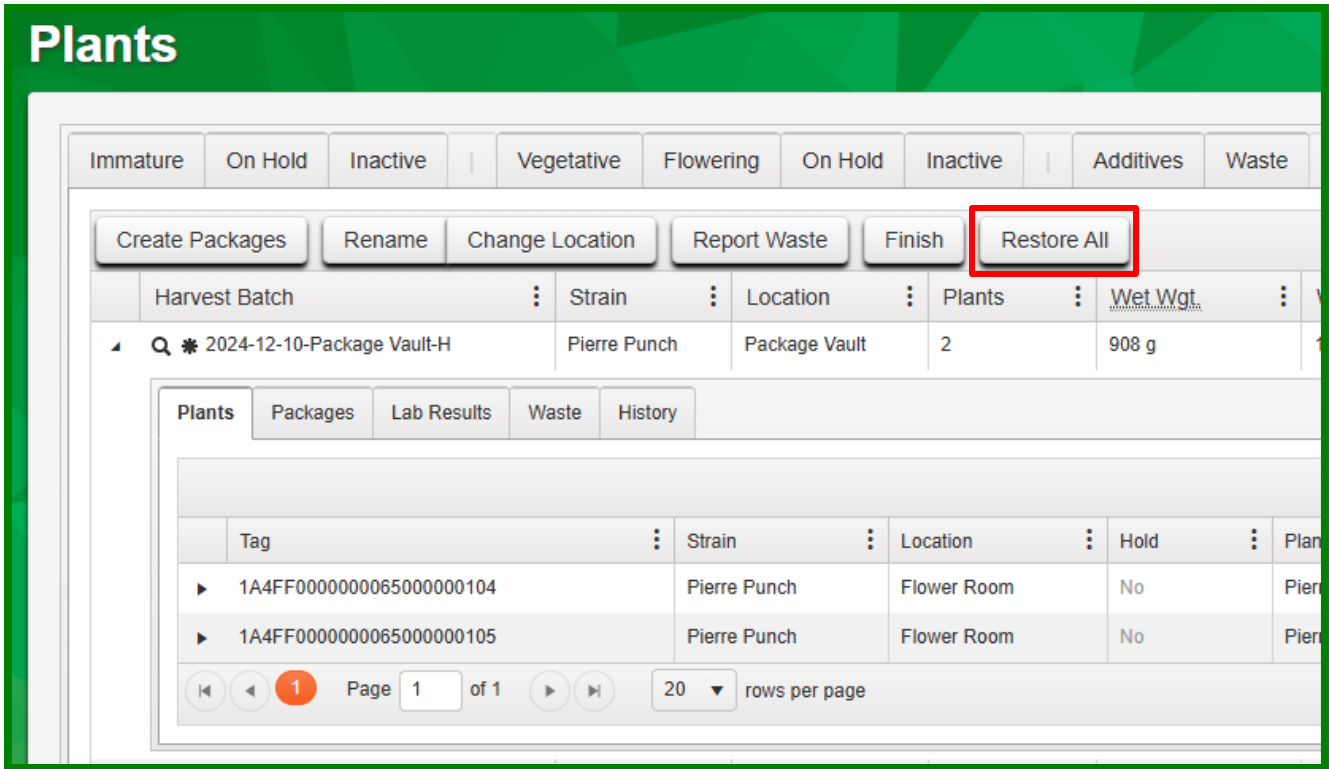
**Figure 1: New Plants tab in Harvested section**

You can restore individual plants using the "X" in the last column – see **Figure 2**.



**Figure 2: Restore individual Plants button**

In addition, you can restore ALL the plants at once by selecting a harvest first, then select the “Restore All” button – see **Figure 3**.

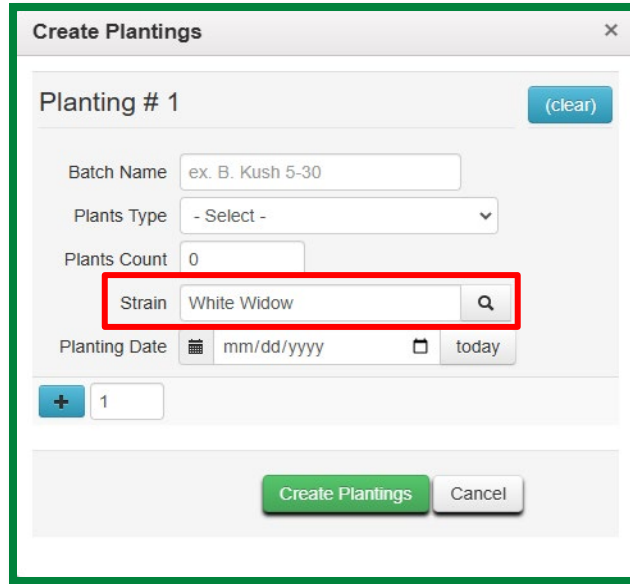


**Figure 3: Restore All Plants button**

## Improved Immature Plants Functionality

### Create Plantings:

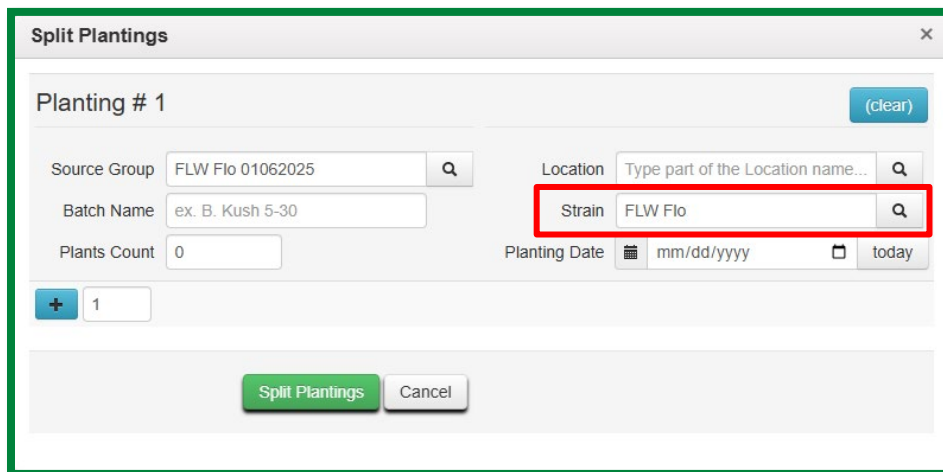
Within the Immature Plants window, the plant selection process has been enhanced to automatically populate the Strain field in the Create Plantings action window based on the plant strain of the selected plant batch – **see Figure 4.**



**Figure 4: Create multi-strain Plantings – no auto-population**

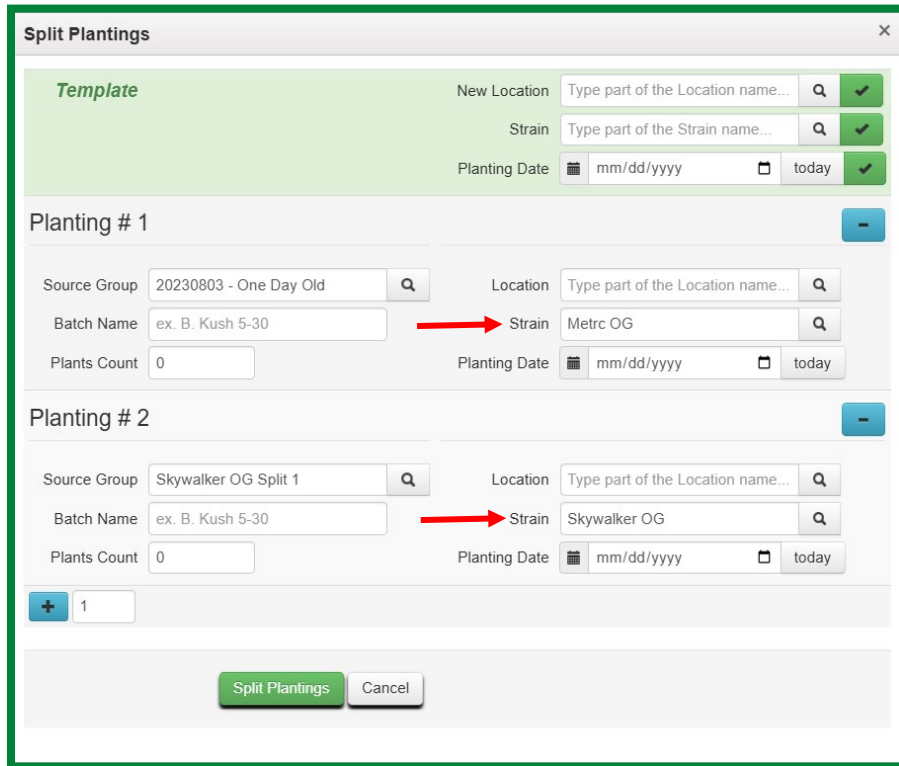
### Split Plantings:

Strains will now auto-populate based on the selected plant within the Immature Plants window when the Split Plantings action is being done – **see Figure 5 below.**



**Figure 5: Split Plantings action window with auto-populated Strain**

When selecting multiple plant batches of different strains, and no strain data is missing, then the strain information will auto-populate in the Split Plantings action window for each immature planting being split – see **Figure 6**.



**Figure 6: Split Plantings action window with auto-populated Strain**

## Metrc Resources

If you have any questions, or need additional support, the following resources are available:

### **Contact Metrc Support**

By using the new full-service system by navigating to [Support.Metrc.com](https://support.metrc.com), or from the Metrc System, click Support and navigate to support.metrc.com and it will redirect to the portal.

*Please note:* If accessing the portal for the first time, a username (which is established when logging in), the respective state and “Facility license number”, and a valid email to set a password are required.

### **Metrc Learn**

Metrc Learn has been redesigned to provide users with interactive, educational information on system functionality to expand skillsets and drive workflow efficiencies.

Accessing the new [Metrc Learn](#) LMS is simple through multiple convenient locations:

#### ***From within the Metrc system***

Navigate to the Support area on the navigational toolbar and select “Sign up for Training” to register.

#### **Access additional resources**

In the Metrc system, click on the Metrc Expert widget icon and search for the appropriate topic or type in a question.

Thank you for your continued partnership.